

STRACK
LIFT AUTOMATION

Ex-LTÜ²

STRACK LIFT AUTOMATION GmbH
Lise-Meitner-Straße 2
42489 Wülfrath
GERMANY

Tel. +49 2058 89328 - 0
sales@liftnet.org
www.liftnet.org

Ex-LTÜ² at a glance:

Ex-LTÜ² without edge prevention (simple version)

- *corresponds fully to the DAA resolution Nr. 6/34 with TÜV certified safety*
- *patented Ex technology with light slim sensor strips*
- *Ex protection gas: II 2G Ex eb mb op is IIC T4 Gb, Dekra certified*
- *Ex protection dust: II 2D Ex mb tb op is IIIC T130°C Db IP65, Dekra certified*
- *each light beam is controllable without auxiliary aid*
- *emergency operation for failing light beams*
- *monitoring of the full car height up to 3.27 m*
- *quick installation with a behind-the-wall and on-the-wall assembly kit (optional)*
- *drilling template and buzzer included within the scope of delivery*
- *manual testing device OptoControl displaying infrared light beams (optional)*
- *visible red light rays in dark rooms*
- *scratch-resistant antistatic lenses thus less soiling of the lenses*
- *potential-free „reverse door“ outputs for automatic shaft doors*
- *outputs for red/green lamps in the car as a load control device*
- *connencting cable of the sensor strips 5 m*

Ex-LTÜ² with edge prevention (full version), in addition

- *automatic edge prevention*
- *detection of the wrong interlocking release zone*
- *blocking of the shaft doors after an interruption of the light grid*
- *blocking of re-levelling after an interruption of the light grid*

Safety light grid for goods lifts in explosion hazard areas.

Ex-LTÜ²

The Ex-LTÜ² safety light grid is used as a replacement for cabin doors for explosion-proof goods lifts with a travel speed of up to 0.85 m/s.

This is based on decision no. 6/34 of the German Lift Committee (DAA), which is fulfilled in all respects.

Designed specifically for explosive areas, the Ex-LTÜ² offers all of the advantages of the tried and tested LTÜ² system: cost-effectiveness and ease of assembly combined with high quality and safety standards.



General drawing using the example of a lift with accesses on two sides

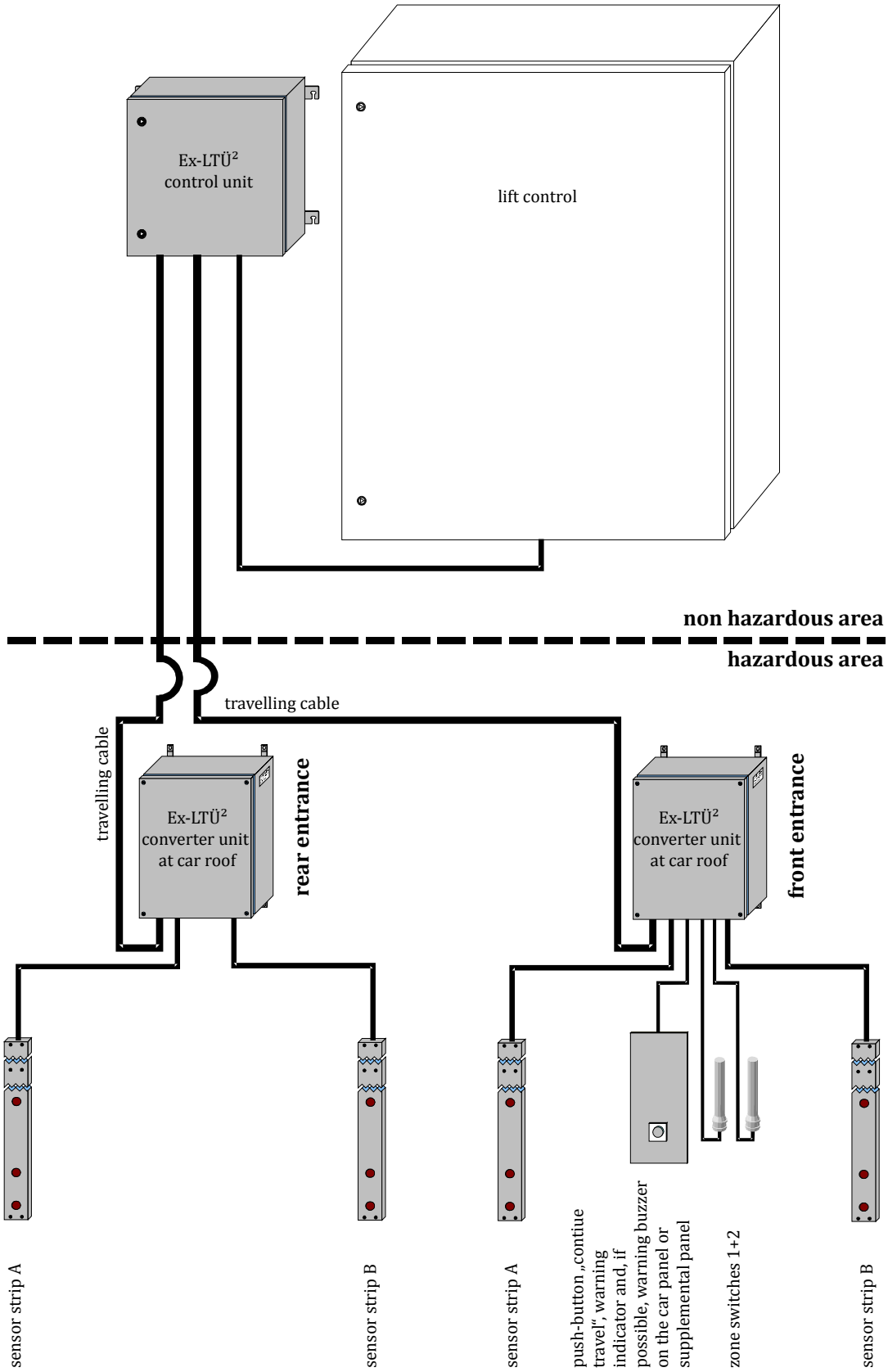

Product specification

Explosion technology patented by STRACK, which has been consistently developed for this model, has resulted in unusually small installation dimensions so that it can be used universally. Components of the Ex-LTÜ² which are attached to the car can be used in Ex zone 1, 2, 21 and 22. Without the requirement of external intrinsically safe electrical circuits it is simple to install.

The Ex-LTÜ² carries the CE emblem and thus may be used in all membership states of the European Union (note that the installation provisions for electrical equipment in explosion hazard areas still partially differ in individual states).

Easily to integrate into existing lift control systems, and equipped with a clever mounting kit and adjustment auxiliaries, the Ex-LTÜ² is convenient to use. The integration into the respective control system is largely identical, since only signals are used which are available in all control systems. Please read the product description for the standard LTÜ² for an additional description of the device designs.

DEKRA

(1) Certificate about acknowledgement of conformity to type

(2) Equipment and protective systems intended for use in potentially explosive atmospheres - Directive 94/9/EC

(3) Certificate number: BVS 15 ATEX ZQS/E198

(4) Product category: Electrical equipment and components, equipment-group II, categories 2G, 2D: Light barriers and light curtains

STRACK LIFT AUTOMATION

(5) Manufacturer: STRACK LIFT AUTOMATION GmbH

(6) Address: Lise Meitner-Strasse 2, 42489 Wülfrath, Germany

Sensor strips

Since 2009 the Ex-SLG sensor strips have been the new sensor strips of the Ex-LTÜ² safety light grid. They are narrower than before and suitable for lifts in a very dirty environment or production lifts in, for example, sawmills and the chemical industry. The lenses consist of antistatic silicate glass which is highly resistant to scratching and frequent cleaning.



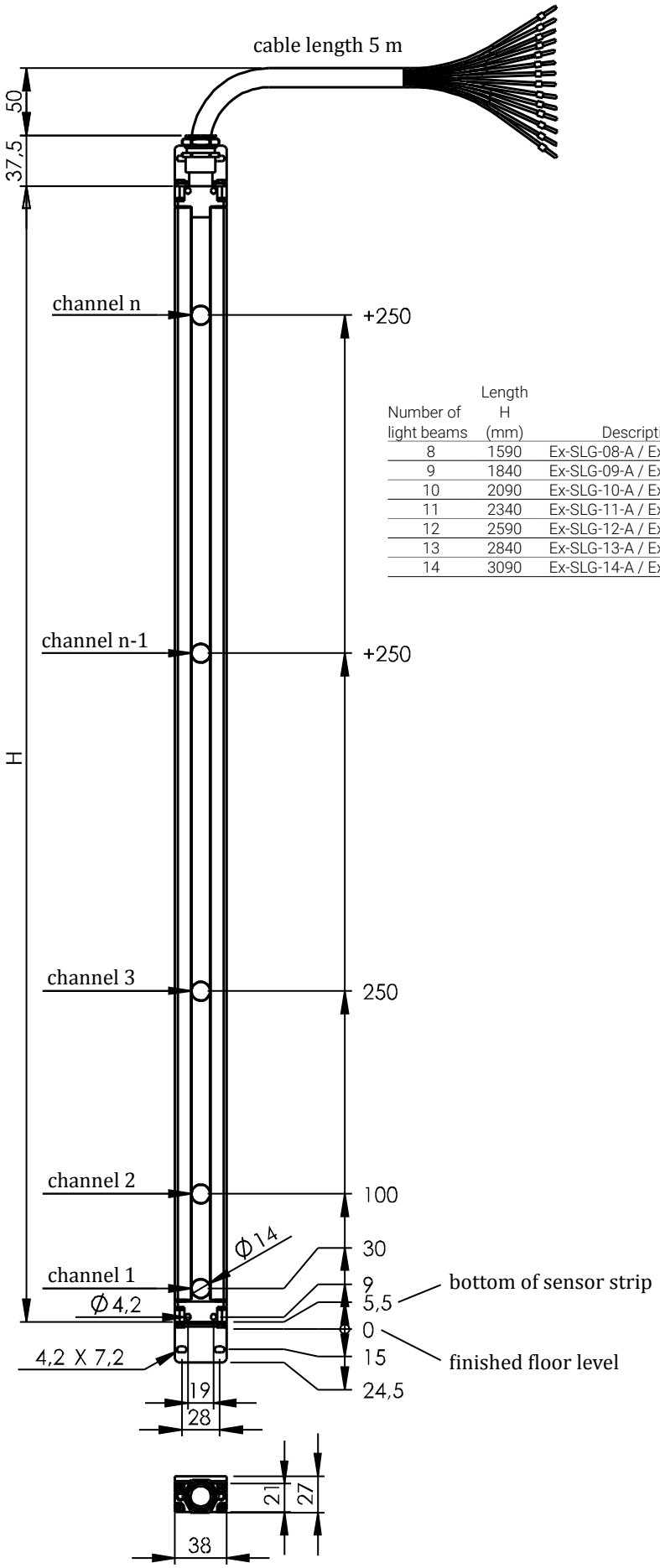

Number of light beams	Length H (mm)	Description
8	1590	Ex-SLG-08-A / Ex-SLG-08-B
9	1840	Ex-SLG-09-A / Ex-SLG-09-B
10	2090	Ex-SLG-10-A / Ex-SLG-10-B
11	2340	Ex-SLG-11-A / Ex-SLG-11-B
12	2590	Ex-SLG-12-A / Ex-SLG-12-B
13	2840	Ex-SLG-13-A / Ex-SLG-13-B
14	3090	Ex-SLG-14-A / Ex-SLG-14-B

Order data

Ex-LTÜ² without integrated edge prevention

Scope of delivery:
1 x control unit (IP55, not Ex protected) WITHOUT integrated circuit for edge protection (for installation in the machine room)
1(2) x converter unit (IP65), mounting onto the car roof
2(4) x sensor strip (IP54)
1 x drilling template for the sensor strips
1 x operating manual
3 x ZÜS documents (incl Ex certificate) on order confirmation

			One access side		Two access sides	
Number of light beams	Behind-the-wall assemly: recommended for car entrance height / mm	On-the-wall assembly: recommended for car entrance height / mm	Type	Item No.	Type	Item No.
8	up to 1770	1910 - 2159, altern. to 9 beams	712-Ex-LTÜ2-1-08	00012943	712-Ex-LTÜ2-2-08	00012960
9	1771-2020	1910 - 2159	712-Ex-LTÜ2-1-09	00012945	712-Ex-LTÜ2-2-09	00012962
10	2021-2270	2160 - 2409	712-Ex-LTÜ2-1-10	00012947	712-Ex-LTÜ2-2-10	00012964
11	2271-2520	2410 - 2659	712-Ex-LTÜ2-1-11	00012949	712-Ex-LTÜ2-2-11	00012966
12	2521-2770	2660 - 2909	712-Ex-LTÜ2-1-12	00012951	712-Ex-LTÜ2-2-12	00013066
13	2771-3020	2910 - 3149	712-Ex-LTÜ2-1-13	00012953	712-Ex-LTÜ2-2-13	00013068
14	3021-3270	3150 - 3409	712-Ex-LTÜ2-1-14	00012955	712-Ex-LTÜ2-2-14	00013070

Ex-LTÜ² with integrated edge prevention

Scope of delivery:
1 x control unit (IP55, not Ex protected) WITH integrated circuit for edge protection (for installation in the machine room)
1(2) x converter unit (IP65), mounting onto the car roof
2(4) x sensor strip (IP54)
1 x drilling template for the sensor strips
1 x operating manual
3 x ZÜS documents (incl Ex certificate) on order confirmation

			One access side		Two access sides	
Number of light beams	Behind-the-wall assemly: recommended for car entrance height / mm	On-the-wall assembly: recommended for car entrance height / mm	Type	Item No.	Type	Item No.
8	up to 1770	1910 - 2159, altern. to 9 beams	712-Ex-LTÜ2-1-08-STV	00012944	712-Ex-LTÜ2-2-08-STV	00012961
9	1771-2020	1910 - 2159	712-Ex-LTÜ2-1-09-STV	00012946	712-Ex-LTÜ2-2-09-STV	00012963
10	2021-2270	2160 - 2409	712-Ex-LTÜ2-1-10-STV	00012948	712-Ex-LTÜ2-2-10-STV	00012965
11	2271-2520	2410 - 2659	712-Ex-LTÜ2-1-11-STV	00012950	712-Ex-LTÜ2-2-11-STV	00012967
12	2521-2770	2660 - 2909	712-Ex-LTÜ2-1-12-STV	00012952	712-Ex-LTÜ2-2-12-STV	00013067
13	2771-3020	2910 - 3149	712-Ex-LTÜ2-1-13-STV	00012954	712-Ex-LTÜ2-2-13-STV	00013069
14	3021-3270	3150 - 3409	712-Ex-LTÜ2-1-14-STV	00012957	712-Ex-LTÜ2-2-14-STV	00013072

HAWAMON On-the-wall assembly kit.

HWAMON provides a very simple and therefore quick, cost-effective installation option of the Ex-LTÜ² sensor strips. HWAMON serves to mount the sensor strips behind the car wall. It consists of 2 or 3 clamp holders for each sensor strip which can be almost randomly moved in height. The adjustment of the sensor strips at a later date can be simply carried out from the inside of the car by means of spring adjustment screws.

Note: The product is idential to HWAMON for normal LTÜ² sensor strips (please find the specification and order data in chapter LTÜ²)

AWAMON Behind-the-wall assembly kit.

AWAMON provides a very simple and therefore quick, cost-effective installation option of the Ex-LTÜ² sensor strips. AWAMON is simply screwed onto the car wall from the inside. Within the top area there must be a cutout placed in the car wall enabling a penetration of the connection cable incl plug. For this an edge protection section is included in the delivery. Required screws are also included in the delivery.

Note: The product is idential to AWAMON for normal LTÜ² sensor strips (please find the specification and order data in chapter LTÜ²)

FTV
Additional Ex car operating panel.

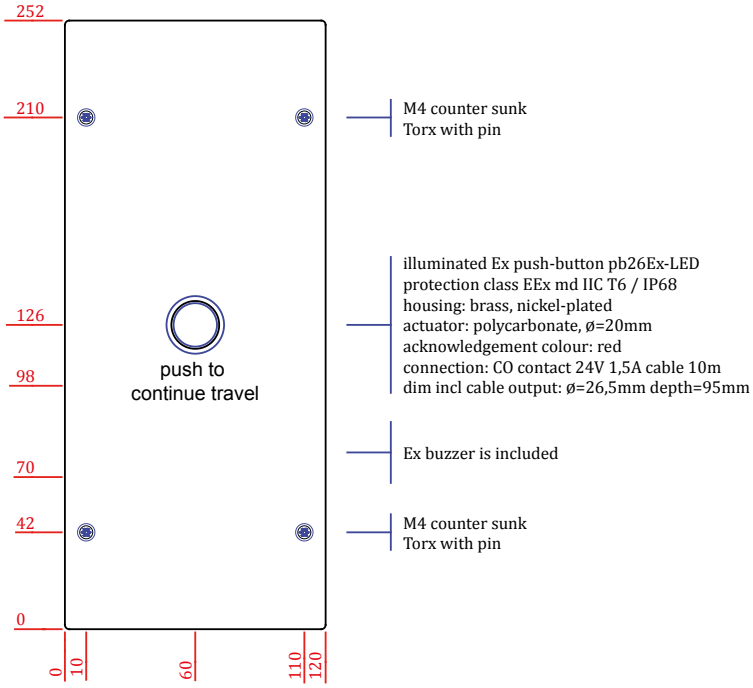

The optional Ex operating panel is used as an additional operating panel in the car. It includes an Ex indicator lamp "light grid interruption", an Ex buzzer and an Ex "continue" pushbutton. The cover plate consists of V2A, grain 240, includs engraving and M4 Torx screws with internal pin. The installation depth is 100 mm. An optional housing can also be supplied.

We will be pleased to produce other sizes and designs for you, e.g. with red and green LED control lamps.

Oder data

Type	Item No.	Description
622-FTV-00-012-01	00028468	FTV Ex operating panel stainless steel grinded with grid 240; EEx d IIC T6
620-FTV-Geh-108x0212x109	00057684	Housing for it, zinc-plated

AnZü
Ex zone switch assembly kit for Ex-LTÜ².

If zone switches are required (e.g. in case the full version is used) the STRACK Ex zone switch assembly kit can be used. The Ex zone switch kits are known for their flexibility and very small type of construction. The flange hangers (caddy clamps) with the preassembled solenoids are mounted to the rear of the car rail.

Oder data

Type	Item No.	Description
For Ex-LTÜ²-...-STV: zone switch EEx m IIC T6 pre-assembled, consisting of: 2 Ex solenoid switches with holders and 5m cable, 4 solenoids each landing assembled onto clamps		
612-AnZü2-Ex-MKR13XRAK-02	00087188	... for 2 landings
612-AnZü2-Ex-MKR13XRAK-03	00087189	... for 3 landings
612-AnZü2-Ex-MKR13XRAK-04	00087190	... for 4 landings
612-AnZü2-Ex-MKR13XRAK-05	00087191	... for 5 landings
612-AnZü2-Ex-MKR13XRAK-06	00087192	... for 6 landings
612-AnZü2-Ex-MKR13XRAK-07	00087193	... for 7 landings
612-AnZü2-Ex-MKR13XRAK-08	00087194	... for 8 landings
612-AnZü2-Ex-MKR13XRAK-09	00087195	... for 9 landings
612-AnZü2-Ex-MKR13XRAK-10	00087196	... for 10 landings